


<b>Tabs and windows</b>		<b>Page shortcuts</b>		<b>Browser settings</b>		<b>Text editing</b>	
-------------------------	--	-----------------------	--	-------------------------	--	---------------------	--

<b>Ctrl+A</b>	Select everything on the page
<b>Ctrl+L</b> or <b>Alt+D</b>	Select the content in the address bar
Press <b>Ctrl+Shift</b> and right arrow	Select next word or letter
Press <b>Ctrl+Shift</b> and left arrow	Select previous word or letter
Press <b>Ctrl</b> and right arrow	Move to the end of the next word
Press <b>Ctrl</b> and left arrow	Move to the start of the previous word
Press <b>Alt</b> and up arrow	Page up
Press <b>Alt</b> and down arrow	Page down
Press <b>Ctrl+Alt</b> and up arrow	Home
Press <b>Ctrl+Alt</b> and down arrow	End
<b>Ctrl+C</b>	Copy selected content to the clipboard
<b>Ctrl+V</b>	Paste content from the clipboard
<b>Ctrl+Shift+V</b>	Paste content from the clipboard as plain text
<b>Ctrl+X</b>	Cut
<b>Ctrl+Backspace</b>	Delete the previous word
<b>Alt+Backspace</b>	Delete the next letter (forward delete)
<b>Ctrl+Z</b>	Undo your last action

Press <b>Alt</b> and up arrow	Page up
Press <b>Alt</b> and down arrow	Page down
<b>Space bar</b>	Scroll down the web page
Press <b>Ctrl+Alt</b> and up arrow	Home

Press <b>Ctrl+Alt</b> and down arrow	End
<b>Ctrl+P</b>	Print your current page
<b>Ctrl+S</b>	Save your current page
<b>Ctrl+R</b>	Reload your current page
<b>Ctrl+Shift+R</b>	Reload your current page without using cached content
<b>Ctrl</b> and <b>+</b>	Zoom in on the page
<b>Ctrl</b> and <b>-</b>	Zoom out on the page
<b>Ctrl+0</b>	Reset zoom level
<b>Esc</b>	Stop the loading of your current page
Press <b>Alt</b> and click a link	Open the link in a new tab in the background
<b>Ctrl+D</b>	Save your current webpage as a bookmark
<b>Ctrl+Shift+D</b>	Save all open pages in your current window as bookmarks in a new folder
Drag a link to bookmarks bar	Save the link as a bookmark
<b>Ctrl+F</b>	Open the find bar to search your current page
<b>Ctrl+G</b> or <b>Enter</b>	Go to the next match for your input in the find bar
<b>Ctrl+Shift+G</b> or <b>Shift+Enter</b>	Go to the previous match for your input in the find bar
<b>Ctrl+K</b> or <b>Ctrl+E</b>	Perform a search. Type a search term after the question mark in the address bar and press <b>Enter</b> .
<b>Ctrl+Enter</b>	Add <code>www.</code> and <code>.com</code> to your input in the address bar and open the resulting URL
<b>Ctrl+</b> 	Take a screenshot of your current page
<b>Ctrl+ Shift+</b> 	Take a partial screenshot
<b>Ctrl+U</b>	View page source
<b>Ctrl+Shift+I</b>	Toggle the display of the Developer Tools panel


<b>Ctrl+Shift+J</b>	Toggle the display of the DOM Inspector
---------------------	---




<b>Tabs and windows</b>		<b>Page shortcuts</b>		<b>Browser settings</b>		<b>Text editing</b>	
-------------------------	--	-----------------------	--	-------------------------	--	---------------------	--

<b>Ctrl+N</b>	Open a new window
<b>Ctrl+Shift+N</b>	Open a new window in incognito mode
<b>Ctrl+T</b>	Open a new tab
<b>Ctrl+O</b>	Open a file in the browser
<b>Ctrl+Shift+Q</b>	Sign out of your Google Account on Chrome OS
<b>Ctrl+W</b>	Close the current tab
<b>Ctrl+Shift+W</b>	Close the current window
<b>Ctrl+Shift+T</b>	Reopen the last tab you've closed. Google Chrome remembers the last 10 tabs you've closed.
<b>Ctrl+1 through Ctrl+8</b>	Go to the tab at the specified position in the window
<b>Ctrl+9</b>	Go to the last tab in the window
<b>Alt+1 through Alt+8</b>	Go to the window at the specified position
<b>Alt+9</b>	Go to the last window open
<b>Ctrl+Tab</b>	Go to the next tab in the window
<b>Ctrl+Shift+Tab</b>	Go to the previous tab in the window
<b>Alt+Tab</b>	Go to the next window you have open
<b>Alt+Shift+Tab</b>	Go to the previous window you have open
Click and hold the Back or Forward arrow in the browser toolbar	See your browsing history for the tab

<b>Backspace</b> , or press <b>Alt</b> and the left arrow	Go to previous page in your browsing history.
<b>Shift+Backspace</b> , or press <b>Alt</b> and the right arrow	Go to the next page in your browsing history.
Press <b>Ctrl</b> and click a link	Open the link in a new tab in the background
Press <b>Ctrl+Shift</b> and click a link	Open the link in a new tab and switch to the newly opened tab
Press <b>Shift</b> and click a link	Open the link in a new window
Drag a link to a tab	Open the link in the tab
Drag a link to a blank area on the tab strip	Open the link in a new tab
Type a URL in the address bar, then press <b>Alt+Enter</b>	Open the URL in a new tab
Press <b>Esc</b> while dragging a tab	Return the tab to its original position

	<b>Tabs and windows</b>		<b>Page shortcuts</b>		<b>Browser settings</b>		<b>Text editing</b>	
--	-------------------------	--	-----------------------	--	-------------------------	--	---------------------	--

<b>Ctrl+Shift+B</b>	Toggle the display of the bookmarks bar. Bookmarks appear on the New Tab page if the bar is hidden.
<b>Ctrl+M</b>	Open the file manager
<b>Ctrl+.</b>	Display hidden files in the file manager
<b>Ctrl+H</b>	Open the History page
<b>Ctrl+J</b>	Open the Downloads page
<b>Shift+Esc</b>	Open the Task Manager
<b>Ctrl+Alt+/<b></b></b>	Open the list of available keyboard shortcuts
<b>Ctrl+?</b>	Go to the Help Center
<b>Ctrl+</b> 	Configure monitor display

<b>Shift+Alt+S</b>	Place focus on the status area in the top-right corner of the screen. Use the actions listed for Shift+Alt+T to move the focus.
<b>Shift+Alt+T</b>	<p>Place focus on the browser toolbar</p> <ul style="list-style-type: none"> <li>• Press <b>Tab</b> or the right arrow to focus on the next item in the toolbar</li> <li>• Press <b>Shift+Tab</b> or the left arrow to focus on the previous item in the toolbar</li> <li>• Press <b>Ctrl+Alt</b> and the up arrow to focus on the first item in the toolbar</li> <li>• Press <b>Ctrl+Alt</b> and the down arrow to focus on the last item in the toolbar</li> <li>• Press <b>Space</b> or <b>Enter</b> to activate buttons, including page actions and browser actions</li> <li>• Press <b>Shift</b> +  to open the context menu for the button (if available).</li> <li>• Press <b>Esc</b> to return focus to the page</li> </ul>
<b>Ctrl</b> +  or <b>Ctrl</b> + 	<p>Switches focus to the next keyboard-accessible pane. Panes include:</p> <ul style="list-style-type: none"> <li>• Status bar containing the time, network icon, and battery icon in the upper-right corner of the screen</li> <li>• Address bar</li> <li>• Bookmarks bar (if visible)</li> <li>• The main web content (including any infobars)</li> <li>• Downloads bar (if visible)</li> </ul>
<b>Alt+Shift+B</b>	Place focus on the bookmarks bar. Use the actions listed for Shift+Alt+T to move the focus.
<b>Alt+E</b> or <b>Alt+F</b>	Open the wrench menu on the browser toolbar
<b>Ctrl+Alt+Z</b>	Enable or disable accessibility features if you're not signed in with a Google Account. If you're signed in, you can configure the accessibility feature on the Settings page.

<b>Ctrl+A</b>	Select everything on the page
<b>Ctrl+L</b> or <b>Alt+D</b>	Select the content in the address bar
Press <b>Ctrl+Shift</b> and right arrow	Select next word or letter
Press <b>Ctrl+Shift</b> and left arrow	Select previous word or letter
Press <b>Ctrl</b> and right arrow	Move to the end of the next word
Press <b>Ctrl</b> and left arrow	Move to the start of the previous word
Press <b>Alt</b> and up arrow	Page up
Press <b>Alt</b> and down arrow	Page down
Press <b>Ctrl+Alt</b> and up arrow	Home
Press <b>Ctrl+Alt</b> and down arrow	End
<b>Ctrl+C</b>	Copy selected content to the clipboard
<b>Ctrl+V</b>	Paste content from the clipboard
<b>Ctrl+Shift+V</b>	Paste content from the clipboard as plain text
<b>Ctrl+X</b>	Cut
<b>Ctrl+Backspace</b>	Delete the previous word
<b>Alt+Backspace</b>	Delete the next letter (forward delete)
<b>Ctrl+Z</b>	Undo your last action